

## Wavy Knit Stitch Pattern



Cast on 25 stitches + 2 selv sts and work according to chart.

The chart shows only RS rows.

On WS rows, work all sts and yos P.

The pat rep = 24 sts.

Begin with 1 selv st, work patt rep throughout, end with st after patt rep and 1 selv st.

Repeat rows 1- 22 throughout.

Row 1: p25

Row 3: k1, yo, p4, k2tog, k11, ssk, p4, yo, k1

Row 5: k2, yo, p4, k2tog, k9, ssk, p4, yo, k2

Row 7: k3, yo, p4, k2tog, k7, ssk, p4, yo, k3

Row 9: k4, yo, p4, k2tog, k5, ssk, p4, yo, k4

Row 11: k5, yo, p4, k2tog, k3, ssk, p4, yo, k5

Row 13: k6, yo, p4, k2tog, k1, ssk, p4, yo, k6

Row 15: k7, yo, p4, cdd, p4, yo, k7







Row 17: p25

Row 19: k25

Row 21: k25

## Chart

	25	24	23	22	21	20	19	18	17	16	15	14	13	12	11	10	9	8	7	6	5	4	3	2	1	
																										21
																										19
	-	-	-	-	-	-	-	-	-	-	-	-	-	-	-	-	-	-	-	-	-	-	-	-	-	17
							○	-	-	-	-	▲	-	-	-	-	○									15
						○	-	-	-	▲		▲	-	-	-	-	○									13
					○	-	-	-	▲			▲	-	-	-	-	-	○								11
				○	-	-	-	▲				▲	-	-	-	-	-	-	○							9
			○	-	-	-	▲					▲	-	-	-	-	-	-	-	○						7
			○	-	-	▲						▲	-	-	-	-	-	-	-	-	○					5
		○	-	-	▲							▲	-	-	-	-	-	-	-	-	-	○				3
	-	-	-	-	-	-	-	-	-	-	-	-	-	-	-	-	-	-	-	-	-	-	-	-	-	1
	25	24	23	22	21	20	19	18	17	16	15	14	13	12	11	10	9	8	7	6	5	4	3	2	1	

Key	
	Central Double Decrease cdd (R5) slip 2 sts, knit 1, pass 2 slip sts over
	Knit k (R5) Knit
	Knit 2 Together k2tog (R5) Knit 2 stitches together
	Purl p (R5) Purl
	Slip Slip Knit ssk (R5) slip, slip, knit slipped sts together
	Yarn Over yo (R5) Yarn Over