


## Wavy Knitting Stitch Pattern



Chart

	45	44	43	42	41	40	39	38	37	36	35	34	33	32	31	30	29	28	27	26	25	24	23	22	21	20	19	18	17	16	15	14	13	12	11	10	9	8	7	6	5	4	3	2	1				
10	↖	■	■	■	■	■	■	■	■	■	■	■	■	■	■	■	■	■	■	■	▲	■	■	■	■	■	■	■	■	■	■	■	■	■	■	■	■	■	■	■	■	■	■	■	■	■	■	↗	
8	↖	■	■	■	■	■	■	■	■	■	■	■	■	■	■	■	■	■	■	■	▲	■	■	■	■	■	■	■	■	■	■	■	■	■	■	■	■	■	■	■	■	■	■	■	■	■	■	■	↗
6	↖	○	○	○	○	○	○	○	○	○	○	○	○	○	○	○	○	○	○	○	▲	○	○	○	○	○	○	○	○	○	○	○	○	○	○	○	○	○	○	○	○	○	○	○	○	○	○	○	↗
4	↖	■	■	■	■	■	■	■	■	■	■	■	■	■	■	■	■	■	■	■	▲	■	■	■	■	■	■	■	■	■	■	■	■	■	■	■	■	■	■	■	■	■	■	■	■	■	■	■	↗
2	↖	■	■	■	■	■	■	■	■	■	■	■	■	■	■	■	■	■	■	■	▲	■	■	■	■	■	■	■	■	■	■	■	■	■	■	■	■	■	■	■	■	■	■	■	■	■	■	■	↗
1	↖	■	■	■	■	■	■	■	■	■	■	■	■	■	■	■	■	■	■	■	▲	■	■	■	■	■	■	■	■	■	■	■	■	■	■	■	■	■	■	■	■	■	■	■	■	■	■	■	↗
	45	44	43	42	41	40	39	38	37	36	35	34	33	32	31	30	29	28	27	26	25	24	23	22	21	20	19	18	17	16	15	14	13	12	11	10	9	8	7	6	5	4	3	2	1				

Cast on 45 stitches + 2 selv sts and work according to chart.

RS rows and WS rows are shown.

Read RS rows from right to left, WS rows from left to right.

Work the sts as they are shown with RS of work facing.

Beg with 1 selv st and sts before patt rep, work patt rep throughout, end with sts after patt and 1 selv st.

Rep rows 1-10 throughout.

Row 1 (rs): p6, ns, p1, ns, p1, ns, p1, ns, p1, ns, p1, ns, p11, ns, p1, ns, p1, ns, p1, ns, p1, ns, p6

Row 2 (ws): k6, ns, k1, ns, k1, ns, k1, ns, k1, ns, k1, ns, k11, ns, k1, ns, k1, ns, k1, ns, k1, ns, k1, ns, k6

Row 3 (rs): k2tog, k3, yo, k1, yo, k1, yo, k1, yo, k1, yo, k1, yo, k1, yo, k1, yo, k3, cdd, k3, yo, k1, yo, k1, yo, k1, yo, k1, yo, k1, yo, k3, ssk

Row 4 (ws): ssp, p2, ns, p15, ns, p2, s2pp2, p2, ns, p15, ns, p2, p2tog

Row 5 (rs): k2tog, k1, ns2, k15, ns2, k1, cdd, k1, ns2, k15, ns2, k1, ssk








Row 6 (ws): ssp, ns3, p15, ns3, s2pp2, ns3, p15, ns3, p2tog

Row 7 (rs): k2tog, k3, yo, k1, yo, k1, yo, k1, yo, k1, yo, k1, yo, k1, yo, k1, yo, k3, cdd, k3, yo, k1, yo, k1, yo, k1, yo, k1, yo, k1, yo, k3, ssk

Row 8 (ws): ssp, p2, ns, p15, ns, p2, s2pp2, p2, ns, p15, ns, p2, p2tog

Row 9 (rs): k2tog, k1, ns2, k15, ns2, k1, cdd, k1, ns2, k15, ns2, k1, ssk

Row 10 (ws): ssp, ns3, p15, ns3, s2pp2, ns3, p15, ns3, p2tog

Key	
	Central Double Decrease cdd  (RS) slip 2 sts, knit 1, pass 2 slip sts over (WS) slip 2 sts together, purl next st, pass 2 slip stitches over
	Knit k  (RS) Knit (WS) Purl
	Knit 2 Together k2tog  (RS) Knit 2 stitches together (WS) Purl 2 Together
	No Stitch ns  (RS) No Stitch (WS) No Stitch
	Purl p  (RS) Purl (WS) Knit
	Slip Slip Knit ssk  (RS) slip, slip, knit slipped sts together (WS) slip, slip, purl slipped sts together
	Yarn Over yo  (RS) Yarn Over (WS) Yarn Over