

Wavy Knit Stitch Pattern



Chart

	14	13	12	11	10	9	8	7	6	5	4	3	2	1			
	—	—	▲	○	—		—		—		—		—		—	33	
	—	—	▲		○	—		—		—		—		—		—	31
	—	—	▲			○	—		—		—		—		—	29	
	—	—	▲				○	—		—		—		—		27	
	—	—	▲					○	—		—		—		—	25	
	—	—	▲						○	—		—		—		23	
	—	—	▲							○	—		—		—	21	
	—	—	▲								○	—		—	—	19	
	—	—	○									▲	—	—	—	17	
	—	—	○									▲	—	—	—	15	
	—	—	○								▲	—	—	—	—	13	
	—	—	○						▲	—	—	—	—	—	—	11	
	—	—	○				▲	—	—	—	—	—	—	—	—	9	
	—	—	○			▲	—	—	—	—	—	—	—	—	—	7	
	—	—	○		▲	—	—	—	—	—	—	—	—	—	—	5	
	—	—	○	▲	—	—	—	—	—	—	—	—	—	—	—	3	
	—	—	○	▲	—	—	—	—	—	—	—	—	—	—	—	1	
	14	13	12	11	10	9	8	7	6	5	4	3	2	1			

Cast on 14 stitches + 2 selv sts and work according to chart.

The chart shows only RS rows.

On WS rows, work all sts as they appear; work yos P.

The rep pat = 12 sts.

Beg with 1 selv st, work patt rep throughout, end with sts after patt rep and 1 selv st.

Rep rows 1- 34 throughout.

Row 1 : p2, k1, p1, k1, p1, k1, p1, k1, p1, k2tog, yo, p2

Row 3: k2, yo, p1, p2tog, k1, p1, k1, p1, k1, p1, k3

Row 5: p2, k1, p1, k1, p1, k1, p1, k2tog, k2, yo, p2

Row 7: k2, yo, p3, p2tog, k1, p1, k1, p1, k3

Row 9: p2, k1, p1, k1, p1, k2tog, k4, yo, p2

Row 11: k2, yo, p5, p2tog, k1, p1, k3

Row 13: p2, k1, p1, k2tog, k6, yo, p2

Row 15: k2, yo, p7, p2tog, k3

Row 17: p2, k2tog, k8, yo, p2

Row 19: k2, p2tog, p7, yo, k3

Row 21: p2, k1, p1, yo, k6, k2tog, p2

Row 23: k2, p2tog, p5, yo, k1, p1, k3





Row 25: p2, k1, p1, k1, p1, yo, k4, k2tog, p2

Row 27: k2, p2tog, p3, yo, k1, p1, k1, p1, k3

Row 29: p2, k1, p1, k1, p1, k1, p1, yo, k2, k2tog, p2

Row 31: k2, p2tog, p1, yo, k1, p1, k1, p1, k1, p1, k3

Row 33: p2, k1, p1, k1, p1, k1, p1, k1, p1, yo, k2tog, p2

Key	
	Knit k (RS) Knit
	Knit 2 Together k2tog (RS) Knit 2 stitches together
	Purl p (RS) Purl
	Yarn Over yo (RS) Yarn Over