

Leaf Knitting Stitch Pattern



Chart

	25	24	23	22	21	20	19	18	17	16	15	14	13	12	11	10	9	8	7	6	5	4	3	2	1		
		○		/	-	\		○	-								-	○		/	-	\		○		9	
		○						○	/								\	○							○		7
		○				○	↗	-	■							■	-	↖	○					○		5	
		○		○	/	-	\	-	■							■	-	/	-	\	○		○		○		3
		○		/	-	\		-	■							■	-		/	-	\		○		○		1
	25	24	23	22	21	20	19	18	17	16	15	14	13	12	11	10	9	8	7	6	5	4	3	2	1		

Cast on 25 stitches + 2 selv sts and work according to chart.

The chart shows only RS rows.

On WS rows, work all sts as they appear or as given in instructions; work yos P.

The rep pat = 25 sts.

Beg with 1 selv st, work patt rep throughout, end with st after patt rep and 1 selv st.









Row 1: k1, yo, k1, ssk, p1, k2tog, k1, p1, ns, k1, p1, k1, p_1, k1, p_1, k1, ns, p1, k1, ssk, p1, k2tog, k1, yo, k1

Row 3: k1, yo, k1, yo, ssk, p1, k2tog, p1, ns, k1, p_1, k1, p_1, k1, p_1, k1, ns, p1, ssk, p1, k2tog, yo, k1, yo, k1

Row 5: k1, yo, k3, yo, k3tog_tbl, p1, ns, k1, p_1, k1, p_1, k1, p_1, k1, ns, p1, k3tog_tbl, yo, k3, yo, k1

Row 7: k1, yo, k5, yo, ssk, k1, p_1, k1, p_1, k1, p_1, k1, k2tog, yo, k5, yo, k1

Row 9: k1, yo, k1, ssk, p1, k2tog, k1, yo, p1, k1, p_1, k1, p_1, k1, p_1, k1, p1, yo, k1, ssk, p1, k2tog, k1, yo, k1

Key	
	Knit k (RS) Knit (WS) Purl
	Knit 2 Together k2tog (RS) Knit 2 stitches together (WS) Purl 2 Together
	Knit 3 together tbl k3tog_tbl (RS) slip 1 st, k2tog, pass slipped stitch over (WS) slip 1 st, k2tog, pass slipped stitch over
	No Stitch ns (RS) No Stitch (WS) No Stitch
	Purl p (RS) Purl (WS) Knit
	Purl 1 p_1 (RS) Purl (WS) Purl
	Slip Slip Knit ssk (RS) slip, slip, knit slipped sts together (WS) slip, slip, purl slipped sts together
	Yarn Over yo (RS) Yarn Over (WS) Yarn Over