

Leaf Lace Knit Stitch Pattern



Chart

	16	15	14	13	12	11	10	9	8	7	6	5	4	3	2	1	
	▲				○	▲	○			○	▲	○				▲	27
	▲				○	▲	○			○	▲	○				▲	25
	▲				○	▲	○			○	▲	○				▲	23
					○	▲	○	▲	▲	○	▲	○					21
				○	▲	○		▲	▲		○	▲	○				19
			○	▲	○			▲	▲			○	▲	○			17
		○	▲	○				▲	▲				○	▲	○		15
		○	▲	○				▲	▲				○	▲	○		13
		○	▲	○				▲	▲				○	▲	○		11
		○	▲	○				▲	▲				○	▲	○		9
	▲	○	▲	○									○	▲	○	▲	7
	▲		○	▲	○							○	▲	○		▲	5
	▲			○	▲	○					○	▲	○			▲	3
	▲				○	▲	○			○	▲	○				▲	1
	16	15	14	13	12	11	10	9	8	7	6	5	4	3	2	1	

Cast on 16 stitches + 2 selv sts and work according to chart.

The chart shows only RS rows.

On WS rows, work all sts and yos P.

The rep pat = 16 sts.





Work between selv sts and rep patt, chart does not show selv sts.

Repeat rows 1- 28 throughout.

Row 1: skp, k3, yo, k2tog, yo, k2, yo, skp, yo, k3, k2tog

Row 3: skp, k2, yo, k2tog, yo, k4, yo, skp, yo, k2, k2tog

Row 5: skp, k1, yo, k2tog, yo, k6, yo, skp, yo, k1, k2tog
 Row 7: skp, yo, k2tog, yo, k8, yo, skp, yo, k2tog
 Row 9: k1, yo, k2tog, yo, k3, k2tog, skp, k3, yo, skp, yo, k1
 Row 11: k1, yo, k2tog, yo, k3, k2tog, skp, k3, yo, skp, yo, k1
 Row 13: k1, yo, k2tog, yo, k3, k2tog, skp, k3, yo, skp, yo, k1
 Row 15: k1, yo, k2tog, yo, k3, k2tog, skp, k3, yo, skp, yo, k1
 Row 17: k2, yo, skp, yo, k2, k2tog, skp, k2, yo, k2tog, yo, k2
 Row 19: k3, yo, skp, yo, k1, k2tog, skp, k1, yo, k2tog, yo, k3
 Row 21: k4, yo, skp, yo, k2tog, skp, yo, k2tog, yo, k4
 Row 23: skp, k3, yo, skp, yo, k2, yo, k2tog, yo, k3, k2tog
 Row 25: skp, k3, yo, skp, yo, k2, yo, k2tog, yo, k3, k2tog
 Row 27: skp, k3, yo, skp, yo, k2, yo, k2tog, yo, k3, k2tog

Key	
	Knit k (RS) Knit
	Knit 2 Together k2tog (RS) Knit 2 stitches together
	SKP skp (RS) Slip 1, knit 1, pass slipped stitch over
	Yarn Over yo (RS) Yarn Over