

Lace Knit Stitch Pattern



Cast on 29 stitches + 2 selv sts and work according to chart.

RS rows and WS rows are shown.

Read RS rows from right to left, WS rows from left to right.

RS rows and WS rows are shown with RS of work facing.

The pat rep = 28 sts.

Begin with 1 selv st, work patt rep throughout, end with st after patt rep and 1 selv st.

Repeat rows 1- 16 throughout.

Row 1 (rs): p1, skp, yo, k2, yo, skp, yo, k1, cdd, k1, yo, k2tog, yo, p1, yo, skp, yo, k1, cdd, k1, yo, k2tog, yo, k2, yo, k2tog, p1

Row 2 (ws): k1, p13, k1, p13, k1

Row 3 (rs): p1, skp, yo, k3, yo, skp, yo, cdd, yo, k2tog, yo, k1, p1, k1, yo, skp, yo, cdd, yo, k2tog, yo, k3, yo, k2tog, p1

Row 4 (ws): k1, p13, k1, p13, k1

Row 5 (rs): p1, skp, yo, k4, yo, skp, k1, k2tog, yo, k2, p1, k2, yo, skp, k1, k2tog, yo, k4, yo, k2tog, p1

Row 6 (ws): k1, p13, k1, p13, k1

Row 7 (rs): p1, skp, yo, k5, yo, cdd, yo, k1, yo, k2tog, p1, skp, yo, k1, yo, cdd, yo, k5, yo, k2tog, p1

Row 8 (ws): k1, p13, k1, p13, k1

Row 9 (rs): p1, yo, skp, yo, k1, cdd, k1, yo, k2tog, yo, k2, yo, k2tog, p1, skp, yo, k2, yo, skp, yo, k1, cdd, k1, yo, k2tog, yo, p1

Row 10 (ws): k1, p13, k1, p13, k1

Row 11 (rs): p1, k1, yo, skp, yo, cdd, yo, k2tog, yo, k3, yo, k2tog, p1, skp, yo, k3, yo, skp, yo, cdd, yo, k2tog, yo, k1, p1

Row 12 (ws): k1, p13, k1, p13, k1

Row 13 (rs): p1, k2, yo, skp, k1, k2tog, yo, k4, yo, k2tog, p1, skp, yo, k4, yo, skp, k1, k2tog, yo, k2, p1







Row 14 (ws): k1, p13, k1, p13, k1

Row 15 (rs): p1, skp, yo, k1, yo, cdd, yo, k5, yo, k2tog, p1, skp, yo, k5, yo, cdd, yo, k1, yo, k2tog, p1

Row 16 (ws): k1, p13, k1, p13, k1

Chart

	29	28	27	26	25	24	23	22	21	20	19	18	17	16	15	14	13	12	11	10	9	8	7	6	5	4	3	2	1		
16																															
	▲	○		○	▲	○						○	▲		▲	○							○	▲	○		○	▲		15	
14																															
			○	▲		▲		○					○	▲		▲	○						○	▲	○		○	▲		13	
12																															
		○	▲		○	▲		○	▲				○	▲		▲	○						○	▲	○		○	▲		11	
10																															
	○	▲		○	▲		○	▲		○	▲		○	▲		▲	○						○	▲	○		○	▲		9	
8																															
	▲	○						○	▲		○	▲		○	▲		○	▲									○	▲		7	
6																															
	▲	○					○	▲		▲	○						○	▲									○	▲		5	
4																															
	▲	○				○	▲		○	▲		○	▲				○	▲									○	▲		3	
2																															
	▲	○			○	▲		○	▲		○	▲		○	▲		○	▲						○	▲	○		○	▲		1
	29	28	27	26	25	24	23	22	21	20	19	18	17	16	15	14	13	12	11	10	9	8	7	6	5	4	3	2	1		

Key	
	Central Double Decrease cdd (RS) slip 2 sts, knit 1, pass 2 slip sts over (WS) slip 2 sts together, purl next st, pass 2 slip stitches over
	Knit k (RS) Knit (WS) Purl
	Knit 2 Together k2tog (RS) Knit 2 stitches together (WS) Purl 2 Together
	Knit 2 Together Thru the Back Loop k2tog tbl (RS) Slip 1, knit 1, pass slipped stitch over (WS) Purl 2 Together Thru back loop
	Purl p (RS) Purl (WS) Knit
	Yarn Over yo (RS) Yarn Over (WS) Yarn Over