

Lace Knit Stripes



Cast on 16 stitches + 2 selv sts and work according to chart.

The chart shows only RS rows.

On WS rows, work all sts as they appear; work yos P.

The pat rep = 13 sts.

Begin with 1 selv st, work patt rep throughout, end with sts after patt rep and 1 selv st.

Repeat rows 1- 20 throughout.

Row 1: p3, skp, k4, p3, k1, yo, p3

Row 3: p3, skp, k3, p3, k1, yo, k1, p3

Row 5: p3, skp, k2, p3, k1, yo, k2, p3

Row 7: p3, skp, k1, p3, k1, yo, k3, p3

Row 9: p3, skp, p3, k1, yo, k4, p3

Row 11: p3, yo, k1, p3, k4, k2tog, p3

Row 13: p3, k1, yo, k1, p3, k3, k2tog, p3






Row 15: p3, k2, yo, k1, p3, k2, k2tog, p3

Row 17: p3, k3, yo, k1, p3, k1, k2tog, p3

Row 19: p3, k4, yo, k1, p3, k2tog, p3

Chart

	16	15	14	13	12	11	10	9	8	7	6	5	4	3	2	1	
	—	—	—	▲	—	—	—		○					—	—	—	19
	—	—	—	▲		—	—	—		○				—	—	—	17
	—	—	—	▲			—	—	—		○			—	—	—	15
	—	—	—	▲				—	—	—		○		—	—	—	13
	—	—	—	▲					—	—	—		○	—	—	—	11
	—	—	—					○		—	—	—	—	▲	—	—	9
	—	—	—				○		—	—	—		▲	—	—	—	7
	—	—	—			○		—	—	—		▲	—	—	—	—	5
	—	—	—		○		—	—	—		▲	—	—	—	—	—	3
	—	—	—	○		—	—	—		▲	—	—	—	—	—	—	1
	16	15	14	13	12	11	10	9	8	7	6	5	4	3	2	1	

Key	
	Knit k (RS) Knit
	Knit 2 Together k2tog (RS) Knit 2 stitches together
	Purl p (RS) Purl
	SKP skp (RS) Slip 1, knit 1, pass slipped stitch over
	Yarn Over yo (RS) Yarn Over