

Lace Knit Stitch Pattern









Cast on 16 stitches + 2 selv sts and work according to chart.
RS rows and WS rows are shown.
Read RS rows from right to left, WS rows from left to right.
Work the sts as they are shown with RS of work facing.
The rep pat = 16 sts.
Work between selv sts and rep patt, chart does not show selv sts.
Repeat rows 1- 12 throughout.

Row 1 (rs): yo, k3, skp, p1, yo, cdd, yo, p1, k2tog, k3, yo, k1
Row 2 (ws): p6, k5, p5
Row 3 (rs): k1, yo, k2, skp, p1, k3, p1, k2tog, k2, yo, k2
Row 4 (ws): p6, k1, p3, k1, p5
Row 5 (rs): k2, yo, k1, skp, p1, yo, cdd, yo, p1, k2tog, k1, yo, k3
Row 6 (ws): p6, k5, p5
Row 7 (rs): k3, yo, skp, p1, k3, p1, k2tog, yo, k4
Row 8 (ws): k4, p2, k1, p3, k1, p2, k3
Row 9 (rs): k3, yo, skp, p1, yo, cdd, yo, p1, k2tog, yo, k4
Row 10 (ws): k4, p2, k5, p2, k3
Row 11 (rs): k3, yo, skp, p1, k3, p1, k2tog, yo, k4
Row 12 (ws): p6, k1, p3, k1, p5

Chart

	16	15	14	13	12	11	10	9	8	7	6	5	4	3	2	1	
12							—				—						
11					○	▲	—				—	▲	○				
10	—	—	—	—			—	—	—	—				—	—	—	
9					○	▲	—	○	▲	○	—	▲	○				
8	—	—	—	—			—				—			—	—	—	
7					○	▲	—				—	▲	○				
6							—	—	—	—							
5				○		▲	—	○	▲	○	—	▲		○			
4							—				—						
3			○			▲	—				—	▲			○		
2							—	—	—	—							
1		○				▲	—	○	▲	○	—	▲				○	
	16	15	14	13	12	11	10	9	8	7	6	5	4	3	2	1	

Key	
	Central Double Decrease cdd (RS) slip 2 sts, knit 1, pass 2 slip sts over (WS) slip 2 sts together, purl next st, pass 2 slip stitches over
	Knit k (RS) Knit (WS) Purl
	Knit 2 Together k2tog (RS) Knit 2 stitches together (WS) Purl 2 Together
	Purl p (RS) Purl (WS) Knit
	SKP skp (RS) Slip 1, knit 1, pass slipped stitch over (WS) Purl 2 Together Thru back loop
	Yarn Over yo (RS) Yarn Over (WS) Yarn Over