

Lace Cable Stitch Pattern



Cast on 24 stitches + 2 selv sts and work according to chart.

RS rows and WS rows are shown.

Read RS rows from right to left, WS rows from left to right.

RS rows and WS rows are shown with RS of work facing.

The pat rep = 24 sts.

Begin with 1 selv st, work patt rep throughout, end with 1 selv st.

Work rows 1-30 once, then rep rows 7-30 throughout.

Row 1 (rs): p1, k2, p2, k3, p3, k2, p3, k3, p2, k2, p1

Row 2 (ws): k1, p2, k2, p3, k3, p2, k3, p3, k2, p2, k1

Row 3 (rs): p1, 21lp, 11rp, yo, k1, skp, p2, 11rc, p2, k2tog, k1, yo, 11lp, 21rpc, p1

Row 4 (ws): k2, p3, k2, p2, k2, p2, k2, p2, k2, p3, k2

Row 5 (rs): p2, k3, p2tog tbl, yo, k2, p2, k2, p2, k2, yo, p2tog, k3, p2

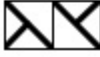
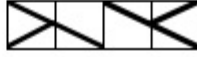
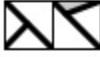











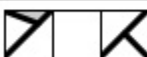





Row 6 (ws): k2, p3, k2, p2, k2, p2, k2, p2, k2, p3, k2

Row 7 (rs): p1, k2tog, k1, yo, 11lp, 21rpc, p2, 11rc, p2, 21lp, 11rp, yo, k1, skp, p1

Row 8 (ws): k1, p2, k3, p2, k3, p2, k3, p3, k2, p2, k1
 Row 9 (rs): k2tog, k1, yo, p2, 21rc, k2, 11rc, 11lc, p2, 21lc, p2, yo, k1, skp
 Row 10 (ws): p2, k3, p3, k2, p4, k2, p3, k3, p2
 Row 11 (rs): k2, yo, p2tog tbl, 21rpc, 11lp, k2tog, yo, 11rc, yo, skp, 11rp, 21lp, p2tog, yo, k2
 Row 12 (ws): p2, k2, p2, k2, p8, k2, p2, k2, p2
 Row 13 (rs): 21lp, 21rpc, p2, k2tog, yo, 11rc, 11lc, yo, skp, p2, 21lp, 21rpc
 Row 14 (ws): k1, p4, k3, p8, k3, p4, k1
 Row 15 (rs): p1, c4bp, p2, k2tog, yo, k2tog, yo, 11rc, yo, skp, yo, skp, p2, c4fp, p1
 Row 16 (ws): k1, p2, k4, p10, k4, p2, k1
 Row 17 (rs): p1, k2, p4, k1, k2tog, yo, 11rc, 11lc, yo, skp, k1, p4, k2, p1
 Row 18 (ws): k1, p2, k4, p10, k4, p2, k1
 Row 19 (rs): p1, c4f, p2, 11lp, k2tog, yo, 11rc, yo, skp, 11rp, p2, c4b, p1
 Row 20 (ws): k1, p4, k3, p8, k3, p4, k1
 Row 21 (rs): k2tog, k1, yo, 21lp, p2, 11lc, 11rp, yo, skp, 11rc, p2, 21rpc, yo, k1, skp
 Row 22 (ws): p2, k2, p2, k2, p3, k2, p3, k2, p2, k2, p2
 Row 23 (rs): k2, yo, p2tog tbl, 21lp, 11rp, 11lp, p2, 11rp, 11lp, 21rpc, p2tog, yo, k2
 Row 24 (ws): p2, k3, p3, k2, p1, k2, p1, k2, p3, k3, p2
 Row 25 (rs): 21lp, yo, p2tog tbl, 21lc, p2, 11lp, 11rp, p2, 21rc, p2tog, yo, 21rpc
 Row 26 (ws): k1, p2, k2, p3, k3, p2, k3, p3, k2, p2, k1
 Row 27 (rs): p1, 21lp, 11rp, yo, k1, skp, p2, 11rc, p2, k2tog, k1, yo, 11lp, 21rpc, p1
 Row 28 (ws): k2, p3, k2, p2, k2, p2, k2, p2, k2, p3, k2
 Row 29 (rs): p2, k3, p2tog tbl, yo, k2, p2, k2, p2, k2, yo, p2tog, k3, p2
 Row 30 (ws): k2, p3, k2, p2, k2, p2, k2, p2, k2, p3, k2

Chart

Key

 1/1 Left Cross 11lc (RS) Sl 1 to front, k1, k st from cn	 Cable 4 Front c4f (RS) Sl 2 to cn and hold at front, k2, k2 sts from cn
 1/1 Left Purl 11lp (RS) Sl 1 to front, p1, k st from cn	 Cable 4 Front Purl c4fp (RS) Sl 2 to cn and hold at front, P2, K2 sts from cn
 1/1 Right Cross 11rc (RS) Sl 1 to back, k1, k st from cn	 Knit k (RS) Knit
 1/1 Right Purl 11rp (RS) Sl 1 to back, k1, p st from cn	 Knit 2 Together k2tog (RS) Knit 2 stitches together
 2/1 Left Cross 21lc (RS) Sl 2 sts to cn and hold at front, K1 from left-hand needle, K2 from cn	 Purl p (RS) Purl
 2/1 Left Cable 21lp (RS) Sl 2 sts to cn and hold at front, P1 from left-hand needle, K2 from cn	 Purl 2 Together p2tog (RS) Purl 2 Together
 2/1 Right Cross 21rc (RS) Sl 1 st to cn and hold at back, K2 from left-hand needle, K1 from cn	 Purl 2 Together Tbl p2tog tbl (RS) Purl 2 Together Thru back loop
 2/1 RPC 21rpc (RS) Sl 1 to cn and hold to back, K2 from left-hand needle, P1 from cn	 SKP skp (RS) slip 1 kwise, K1, pass slipped stitch over
 Cable 4 Back c4b (RS) Sl 2 to cn and hold at back, k2, k2 sts from cn	 Yarn Over yo (RS) Yarn Over
 Cable 4 Back Purl c4bp (RS) Sl 2 to cn and hold at back, K2, P2 sts from cn	 <p>sl 3 sts onto cable needle, wind yarn counter-clockwise around base of sts 2 times, sl sts onto left-hand needle and work sts knitwise</p>