

Cable Knit Stitch Pattern



Cast on 32 stitches + 2 selv sts and work according to chart.

RS rows and WS rows are shown.

Read RS rows from right to left, WS rows from left to right.

RS rows and WS rows are shown with RS of work facing.

The pat rep = 32 sts.

Repeat rows 1- 32 throughout.

Row 1 (rs): k4, p2, c4f, p2, c8f, p2, c4b, p2, k4

Row 2 (ws): p4, k2, p4, k2, p8, k2, p4, k2, p4

Row 3 (rs): k4, p2, k4, p2, k8, p2, k4, p2, k4

Row 4 (ws): p4, k2, p4, k2, p8, k2, p4, k2, p4

Row 5 (rs): k4, p2, c4f, p2, k8, p2, c4b, p2, k4

Row 6 (ws): p4, k2, p4, k2, p8, k2, p4, k2, p4

Row 7 (rs): k4, p2, k4, p2, k8, p2, k4, p2, k4

Row 8 (ws): p4, k2, p4, k2, p8, k2, p4, k2, p4

Row 9 (rs): k4, p2, c4f, p2, k8, p2, c4b, p2, k4

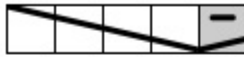



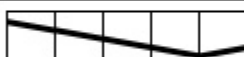





Row 10 (ws): p4, k2, p4, k2, p8, k2, p4, k2, p4

Row 11 (rs): k4, p2, k4, p2, k8, p2, k4, p2, k4

Row 12 (ws): p4, k2, p4, k2, p8, k2, p4, k2, p4

Row 13 (rs): k4, p2, c4f, p2, c8f, p2, c4b, p2, k4
 Row 14 (ws): p4, k2, p4, k2, p8, k2, p4, k2, p4
 Row 15 (rs): 5lcp1, p1, k4, p1, 5rcp1, 5lcp1, p1, k4, p1, 5rcp1
 Row 16 (ws): k1, p4, k1, p4, k1, p4, k2, p4, k1, p4, k1, p4, k1
 Row 17 (rs): p1, 5lcp1, c4f, 5rcp1, p2, 5lcp1, c4b, 5rcp1, p1
 Row 18 (ws): k2, p12, k4, p12, k2
 Row 19 (rs): p2, 5lcp1, k2, 5rcp1, p4, 5lcp1, k2, 5rcp1, p2
 Row 20 (ws): k3, p10, k6, p10, k3
 Row 21 (rs): p3, 5lcp1, 5rcp1, p6, 5lcp1, 5rcp1, p3
 Row 22 (ws): k4, p8, k8, p8, k4
 Row 23 (rs): p4, c8b, p8, c8f, p4
 Row 24 (ws): k4, p8, k8, p8, k4
 Row 25 (rs): p3, c41r, c41l, p6, c41r, c41l, p3
 Row 26 (ws): k3, p10, k6, p10, k3
 Row 27 (rs): p2, c41r, k2, c41l, p4, c41r, k2, c41l, p2
 Row 28 (ws): k2, p12, k4, p12, k2
 Row 29 (rs): p1, 5rcp1, c4f, 5lcp1, p2, 5rcp1, c4b, 5lcp1, p1
 Row 30 (ws): k1, p4, k1, p4, k1, p4, k2, p4, k1, p4, k1, p4, k1
 Row 31 (rs): 5rcp1, p1, k4, p1, 5lcp1, 5rcp1, p1, k4, p1, 5lcp1
 Row 32 (ws): p4, k2, p4, k2, p8, k2, p4, k2, p4

Chart

Key	
 <p>4/1 Left Cross Purl 5lcp1</p> <p>(RS) Sl 4 sts to cn and hold at front, P1 from left-hand needle, K4 from cn</p>	 <p>Cable 4 Front c4f</p> <p>(RS) Sl 2 to cn and hold at front, k2, k2 sts from cn</p>
 <p>4/1 Right Cross Purl 5rcp1</p> <p>(RS) Sl 1 st to cn and hold at back, K4 from left-hand needle, P1 from cn</p>	 <p>Cable 8 Back c8b</p> <p>(RS) Sl 4 to back, k4, k4 sts from cn</p>
 <p>Cable 4/1 Left c41l</p> <p>(RS) Sl 4 sts to cn and hold at front, K1 from left-hand, K4 from cn</p>	 <p>Cable 8 Front c8f</p> <p>(RS) Sl 4 to front, k4, k4 sts from cn</p>
 <p>Cable 1/4 Right c41r</p> <p>(RS) Sl 1 sts to cn and hold at back, K4 from left-hand, then K1 from cn</p>	 <p>Knit k</p> <p>(RS) Knit</p>
 <p>Cable 4 Back c4b</p> <p>(RS) Sl 2 to cn and hold at back, k2, k2 sts from cn</p>	 <p>Purl p</p> <p>(RS) Purl</p>

